

THE GREEN-EYED MONSTER
Based on Shakespeare's 'Othello'

Literacy and Art



TWO
MINUTE
TALES
from
SHAKESPEARE

Introduction to Shakespeare's Othello, reimagined for little ones by Hopster's Two Minute Tales. The Green Eyed Monster tells a two-minute tale about a jealous little boy who doesn't want to share his best friend with anyone else.



Learning Aim: To meet key characters, learn about the setting and story plot of The Green-Eyed Monster.

The Play: Othello is a general in the army and his best friend is Iago. Othello promotes Cassio to a senior position and Iago is incredibly jealous. Iago is so consumed by jealousy that he begins to plot against Othello.

KEY CHARACTERS



Iago



Othello



Green-eyed
Monster
Monster of
Jealousy



Desdemona
Friend
of Othello
and Iago



THE EPISODE

A little boy has a best friend that he doesn't want to share with anyone else. So when another child wants to join in the fun, the Green-eyed monster of jealousy appears and finally the boy learns to share.



KEY THEME: JEALOUSY

The green-eyed monster can make us do bad things so it's better to ignore him.



HIDDEN SHAKESPEARE

Somewhere in this episode Shakespeare appears. Can you find him?

Learning Aim: To introduce kids to some well known Shakespearean words and phrases and accelerate learning with talking points and games.



LANGUAGE LEARNING GLOSSARY

Inseparable: Unable to be separated, they are always together

Sulk: To be gloomy and bad tempered about something

Jealousy: Feeling afraid of losing someone's love or attention to someone else, or feeling envy of what another person has or can do



FAMOUS PHRASES

"T'is neither here nor there":
It really doesn't matter.

"O beware, my lord, of jealousy; It is the Green-Eyed monster":
The phrase 'green eyed monster' is now a popular expression for jealousy.

"I will wear my heart upon my sleeve":
Means to show our inner emotions openly.





DISCUSSION QUESTIONS

- What game did Iago and Othello play?
- Why did Iago go off by himself?
 - While Iago was sulking what dropped out of the rain cloud?
 - What did the monster do to stop the other children having fun?
- In the end Iago does the right thing by sticking up for his friend. What happens to the monster?

RECOGNISING JEALOUSLY

Together with your child explore what it feels to be jealous and help them understand why they may feel it. Start with: 'I may feel jealous when someone gets to be first in line', 'I may feel jealous when someone gets something that I want.' Encourage them to look out for this feeling and come up with positive solutions on how to deal with it.

Instruction: Find the monster's matching silhouette.




SURPRISE!

What did the friends see? You decide and draw it.



COLOURING: COLOUR IAGO







Learning Aim: To sequence and retell the story of The Green-Eyed Monster.

Learning Purpose: To deepen the child's understanding of narrative through sequencing the story from beginning to end and to develop confident storytelling using visual prompts.

STORYTELLING BRIEF

Materials: A4 white paper, scissors, printer

After watching the show, sequence the cards in order to retell the story. Let your child think about how the story begins, what happens in the middle and how it ends. Use the cards to retell The Green-Eyed Monster together, encourage your kid to use the name of the characters and some new words like inseparable and jealousy.



Learning Aim: To make stick puppet characters and use them to retell the story.

Learning Purpose: By making stick puppets children will explore characterisation and setting in a fun way. They can use the scenes to create their own retelling of the story. This will encourage them to think about scene changes and how they can change their voices and expressions to suit the setting.

ACTIVITY TIME: MAKE YOUR OWN THEATRE, STICK PUPPETS & BACKDROPS

Instructions:

- 1 - Colour each of the templates for the puppets, then use scissors to cut out each.
- 2 - Check that your child can name each puppet.
- 3 - Use glue to attach the puppet to a craft stick.
- 4 - Colour the theatre scenes.



Make a puppet theatre and film it.
Encourage your child to retell the story of
The Green-Eyed Monster by using the stick puppets and
sets to recreate scenes.

THE GREEN-EYED MONSTER

Activity Time: Make Your Own Theatre, Stick Puppets & Backdrops

